












SCORECARD REPORT

School: Wakefield 1

STRATEGIC PLAN	Date	Value	Target	Progress
Increase Individual Student Achievement				
6.0 Board - To increase the success rate (pass) on end of Cycle 3 Elementary core subject exams and judgements				
1.0.1 The success rate of students who obtain minimum competency level 3 (60%) on Cycle 3 English Language Arts exam	10/22/2018	98	86	 On Target
2.0.1 The success rate of students who obtain minimum competency level 3 (60%) on Cycle 3 French Second Language exam	10/22/2018	94	86	 On Target
3.0 The success rate of students who obtain minimum competency level 3 (60%) on Cycle 3 Math exam	10/22/2018	82	84	 Warning
The success rate of students on Cycle 3 elementary ELA	10/22/2018	92	86	 On Target
The success rate of students on cycle 3 elementary FSL	10/22/2018	92	86	 On Target
The success rate of students on cycle 3 elementary MATH	10/22/2018	92	84	 On Target
6.0.1 To increase the success rate on the Elementary Cycle 2.2 core subject exams				
2.2.1 The rate of students who obtain a minimum 60% (pass) on the Cycle 2.2 Math exam	10/22/2018	80	85	 Off Target
2.2.2 The rate of students who obtain a minimum 60% (pass) on the Cycle 2.2 English Language Arts Exam	10/23/2018	65.5	79	 Off Target
2.2.3 The rate of students who obtain a minimum 60% (pass) on the Cycle 2.2 FSL exam	10/22/2018	85	76	 On Target
Establish and maintain safe and healthy learning communities and partnerships				
5. MELs - To ensure a healthy and safe school environment for all students				
1.0 The rate of students who feel bullied at school as indicated in TTFM survey questions	10/22/2018	21	18	 Off Target
1.0 The rate of students who feel safe at school as indicated in TTFM survey questions	10/22/2018	64	85	 Off Target